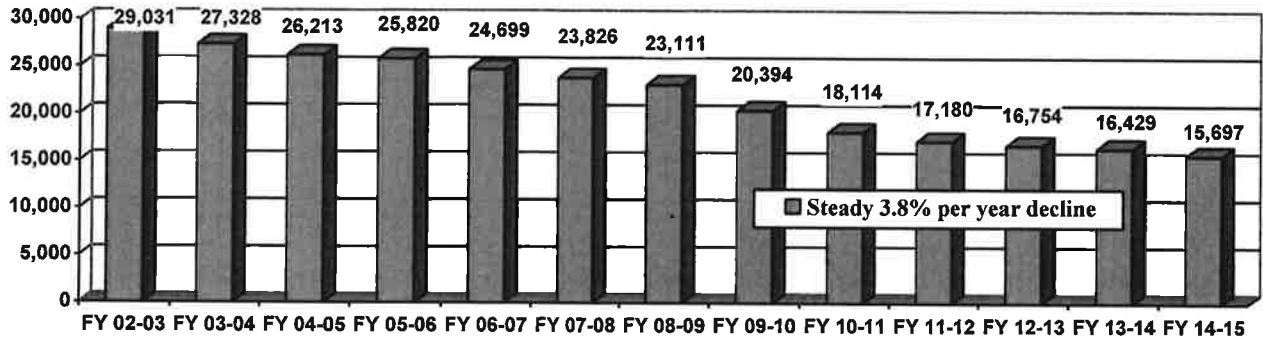


I. SCDJJ Caseload Measures Comparing FY 02-03 to FY 14-15

Measure	FY 02-03	FY 14-15	% Change
Family Court Intake Cases	29,031	15,697	-45.93%
Juvenile Probation Sentences Assigned to DJJ Supervision	6,431	3,781	-41.21%
Average Daily Population of Finally Committed Juveniles Lock and Key Facilities*	871	195	-77.61%

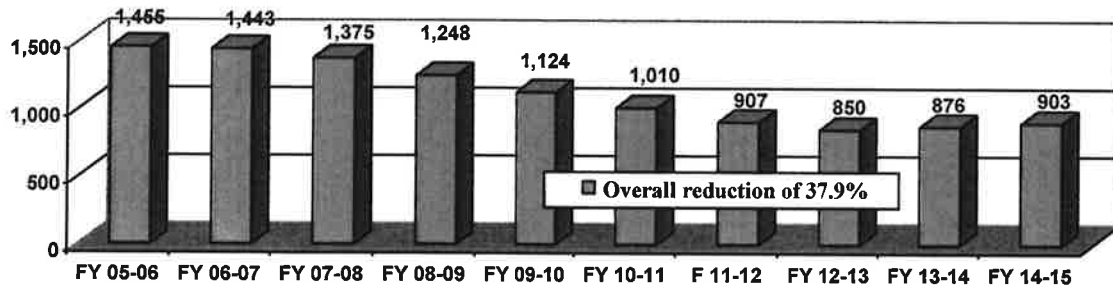
*Includes youth confined in the BRRC and youth undergoing admissions processing in Regional Evaluation Centers

II. Number of Referrals to SCDJJ Intake

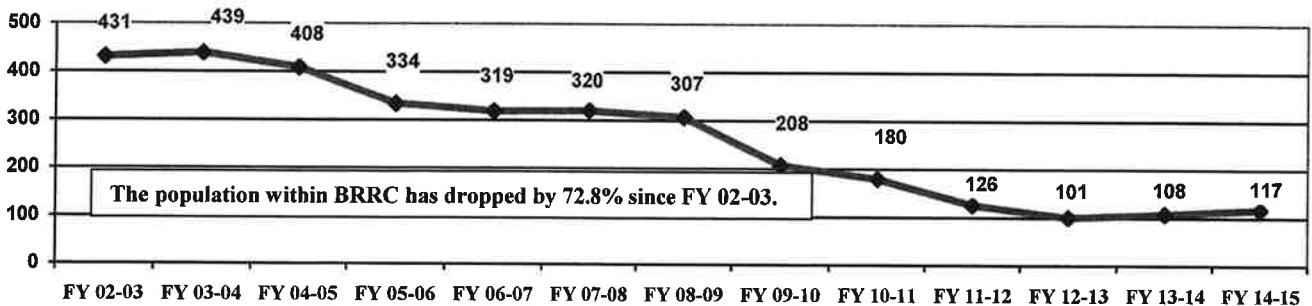


III. Number of Juveniles in any SCDJJ bed

DJJ Fact Sheet



IV. Decline of Population within the BRRC



V. Cost Comparison Per Juvenile

It cost 33 times more to maintain a juvenile in a hardware secure bed than to intensively supervise him/her in the community.

Type of Bed/Supervision	Per Day	Type of Bed/Supervision	Per Day
Hardware Secure Bed – BRRC	\$426.00 ±	Juvenile Intake	\$0.60 ±
Wilderness Camp or Multi-Agency Provider Bed	\$111.00 ±	Regular Probation	\$5.90 ±
Juvenile Arbitration	\$0.84 ±	Intensive Supervision in the Community	\$12.70 ±
Residential Evaluation	\$154.00 ±	Teen After School Center (TASC)	\$0.71 ±